

CIVIC TECH
AMSTERDAM



DataBoom, Budapest
21-01-2016

Katalin Gallyas – Civic Tech Amsterdam
CEO | Founder
@KatalinG

Company Profile





**Funding,
growth**

**Tech
Start Ups**

CIVIC TECH AMSTERDAM



- » A few high potential civic tech start ups get long term business Acceleration in London & Amsterdam



3 things for civic tech start ups

- >EU Funding
- >Investments, VC's, Angels
- >Community Management





Civic Tech Located in A-Lab



CIVIC TECH
AMSTERDAM



Who I Believe in?

- >> Currently 4 Start Ups
- >> IoT, Open Data, Innovation Accounting
- >> Nerds, risk takers, urbanists, lean start ups



DataPress

OPEN DATA PUBLISHING

LONDON DATASTORE

Register an Account

Login

Blog Data Topics Community Developers Boroughs GLA Analysis More



Search all datasets...

Latest Updates: Housing Zones Modified 2 days ago

TOTAL
WORKFORCE
JOBS



LOST
CUSTOMER
HOURS
(TUBE)



RECYCLING



RECORDED
CRIME



NET
ADDITIONAL
DWELLINGS



POPULATION
OF LONDON



CHILDHOOD
OBESITY



INTERNATIONAL
VISITORS



TEAM
LONDON
VOLUNTEERS





STARTUP INSIGHT

STARTUP FINANCE

INSIGHT SESSIONS

A crumpled blue paper ball is the central focus of the image. It sits on a light-colored surface that has faint, dark pencil sketches of business-related items, including a spiral-bound notebook on the left and a laptop on the right. The overall tone is professional and creative.

STARTUP INSIGHT

empowering you to make the right business decisions



the Amsterdam Beacon Mile
www.ibeaconlivinglab.com

Amsterdam iBeacon Living Lab
the gateway to an IoT economy



Glimworm Information Technology
TOMORROW'S WEB TODAY

Civic tech entrepreneurs!



Glimworm IT BV @GlimwormIT - Aug 6

A beautiful moment installing the Amsterdam #Beacon Mile- photo by
@svenhaitjema #amsbeacon @KPNIoT #innovation



9



4



Developing a funding compass

Growth Measurement

Do you have an MVP?

Paying customers? Growth plan?

Are you willing to share your equity?

Combined Advise

Depending on the **growth stage** and external financing a customised funding advise will be given to start ups.

Mix between EU instruments + Private Financing (Angel Syndicates, VC's)

Essence:


Consider product development (and 'value of money'), competition, conversion time (2-9 months)





Over \$1.8 Billion Invested in Startups Through Gust

Gust connects startups with the largest collection of investors across the world.



European Commission

Horizon 2020's SME Instrument

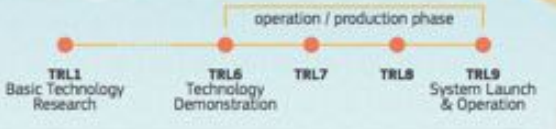
Looking for Europe's next innovation leader

As part of the Horizon 2020 programme, the European Commission is selecting potentially disruptive businesses to invest in and support as part of the SME Instrument. SMEs with a strong growth potential and the ambition to become world-market leaders could receive **up to €2.5 million*** in funding, and world-class **business support** and **mentoring**.

Who should apply?

We are looking for high growth, highly innovative SMEs with global ambitions. You should be actively investing in innovation, and looking to grow. You should have been established for a while – further than the start-up stage.

Projects sought
Projects at the **technology readiness level 6 or higher** (technology demonstration) have the best chances to receive funding.



The diagram shows a horizontal timeline with five red dots representing TRL levels. Above the timeline, a bracket labeled 'operation / production phase' spans from TRL6 to TRL9. Below the timeline, the labels for each TRL are: TRL1 Basic Technology Research, TRL6 Technology Demonstration, TRL7, TRL8, and TRL9 System Launch & Operation.

Let's go back to Open Data





Amsterdam Open Data

Welkom op Amsterdamopendata.nl, de portal voor Open Data in Amsterdam. Op deze website vind je een catalogus van alle beschikbare Open Data in de regio Amsterdam, een overzicht van apps die op basis van deze data zijn ontwikkeld en heb je de mogelijkheid om je eigen idee in te sturen, te discussiëren over Open Data of meer te weten te komen over het Open Dataprogramma in de gemeente Amsterdam.

Op dit moment in de
datacatalogus:

18

Thema's

208

Onderwerpen

665

Datasets

[Bekijk de data](#) - [Meer over Open Data](#) - [Meer over het Open Data Programma](#)

[Meer lezen »](#)

Welke data zoekt u?



Datasets (laatst toegevoegd)

Woningbouwplannen

Gemeente Amsterdam, Grond en Ontwikkeling

De woningbouwplannen worden bijgehouden in een databestand bij de afdeling Grond en Ontwikkeling van de Gemeente Amsterdam, zowel administratief als geografisch. De informatie is afkomstig van diverse...

[Amsterdam in cijfers 2015 - Cultuur en monumenten](#)

Gemeente Amsterdam, Onderzoek, Informatie en Statistiek

Diverse cijfers van Onderzoek, Informatie en

Apps (laatst toegevoegd)



Actuele beschikbaarheid P+R parkeerplekken

Gemeente Amsterdam

Bekijk 'real-time' de beschikbaarheid en het aantal vrije parkeerplekken van de 7 P+R locaties van gemeente Amsterdam via <http://www.amsterdam.nl/pern>.



SmartCity Amsterdam

3CloudWork

Nieuws & Evenementen

I amsterdam Museumn8 Hackathon

Amsterdam Marketing zoekt talent voor i amsterdam Museumnacht Hackathon. Doe op 7 november 2015 mee aan de 12-uur durende hackathon ter bevordering van spreiding in de stad.

[Zie »](#)

Deel jouw app op deze website!

[App delen](#)

Heb je een goed idee?

[Idee toevoegen](#)

Infrastructure

- CKAN
- open source merging with WordPress
 - Dashboard
 - Started bottom up
 - Demand driven

Main Concept

Involve **users** as early as possible

Instant publishing in 3 steps in Cloud



The background of the slide is a teal color with a blurred image of a beach and ocean. The sun is visible on the horizon, creating a bright glow. The water in the foreground shows ripples.

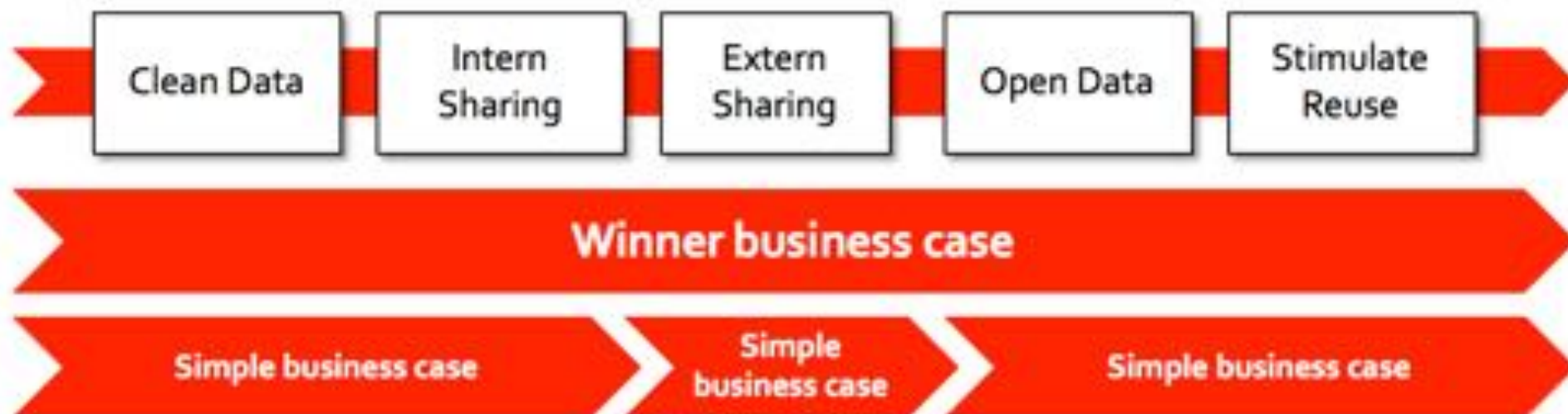
- **OPEN DATA TRIGGER**

- **INTERNAL DATA SHARING**

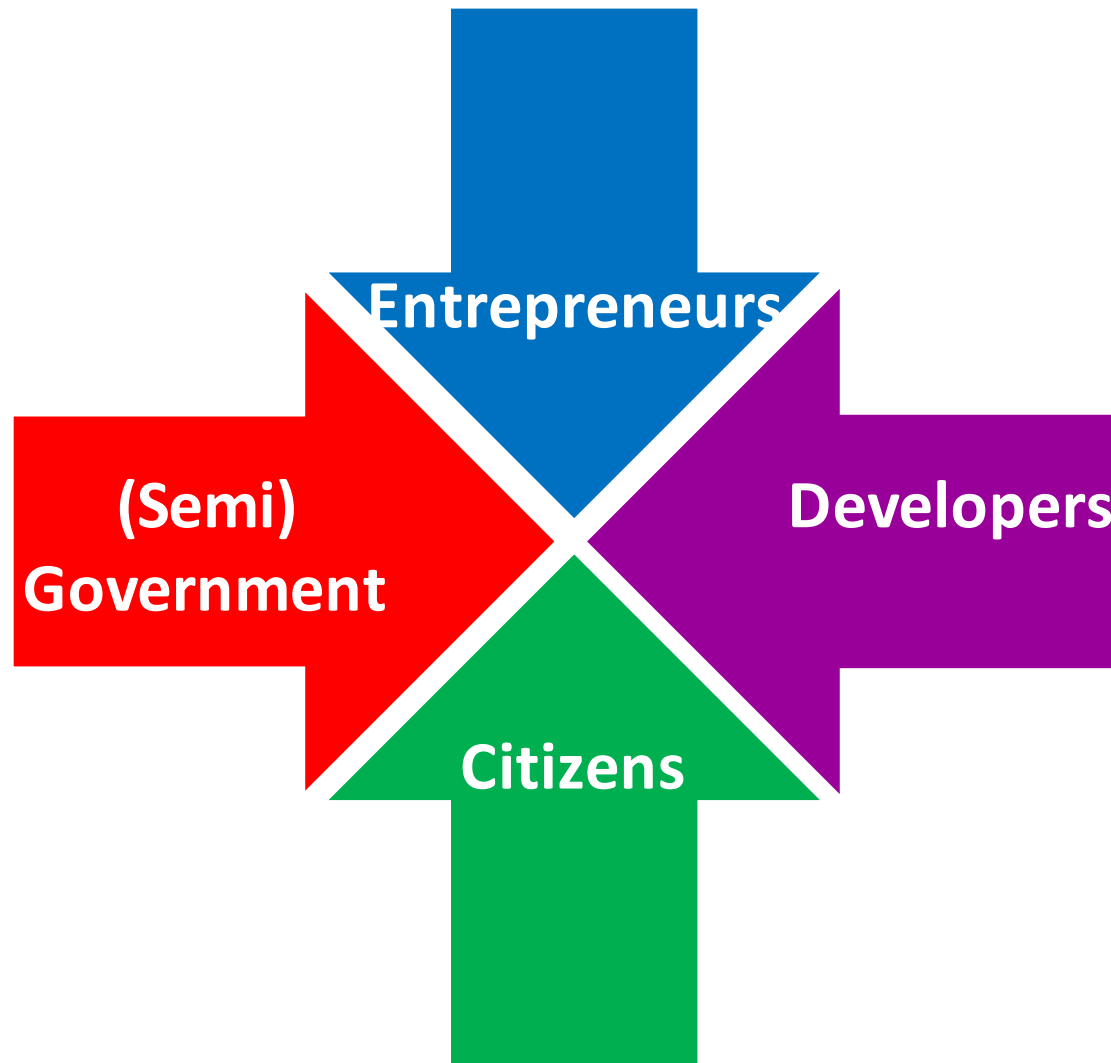
- **EFFICIENCY**



Value Chain open Data
Amsterdam



Open Data Stakeholders



Most wanted dataset

THEMA'S

- Bestuur en organisatie (9)
- Bevolking (10)
- Dienstverlening (2)
- Economie & Haven (13)
- Educatie, Jeugd & Diversiteit (10)
- Energie (7)
- Geografie (8)
- Milieu & Water (9)
- Openbare orde & veiligheid (9)
- Openbare ruimte & groen (15)
- Sport & recreatie (8)
- Stedelijke ontwikkeling (16)
- Toerisme & cultuur (22)
- Verkeer & Infrastructuur (31)
- Verkiezingen (4)
- Werk & inkomen (7)
- Wonen & leefomgeving (6)
- Zorg & welzijn (22)

Welke data zoekt u?

Zoek op Data

Datastore

Realtime verkeersdata

***** [Reacties](#)

>> Omschrijving

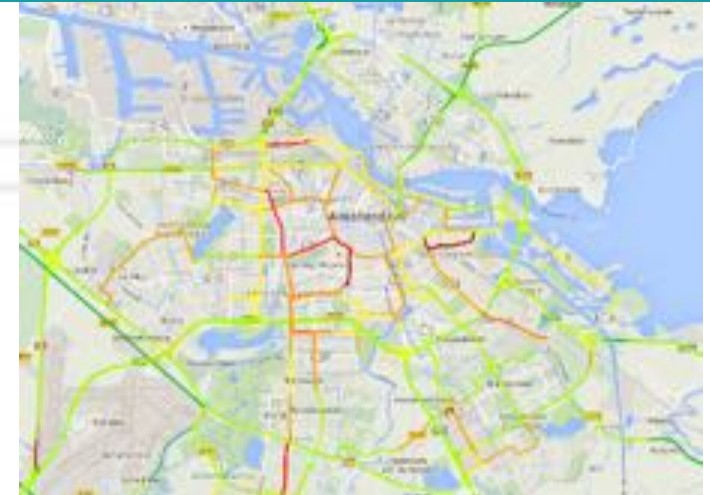
Voor het Hoofdnet Auto wordt per traject de huidige reistijd (voor auto's) weergegeven. Dit wordt iedere 5 minuten ververs. Deze data is ook beschikbaar via CitySDK

>> Downloads

Dataset	Format	URL
Metadata en voorbeeldcode	zip	Download
GeoJSON	n/a	Download
Historie reistijden januari 2014	zip	Download
Historische data via BigQuery	url	Download

>> Opdracht

Auteur: Gemeente Amsterdam, afdeling Verkeer en Openbare Ruimte
Auteur email: info.vor@amsterdam.nl
Contact: Gemeente Amsterdam, afdeling Verkeer en Openbare Ruimte
Contact email: info.vor@amsterdam.nl
Datum vrijgave: 04/02/2014
Bijgewerkt: 05/08/2015
Tijdsperiode vanaf:
Tijdsperiode tot:
Tijdsperiode detailniveau:



Most wanted dataset



Rijksmuseum API

The Rijksmuseum API (Application Programming Interface) is a new, state-of-the-art service for application developers. The Rijksmuseum offers the API to make its collection (as well as other content and high resolution images) available for use in apps or web applications, for example.



Open Data in Amsterdam

664 datasets spread over 10 theme's



Keep an active community



Reward
top users



London-Amsterdam Open source collaboration



The screenshot shows the Amsterdam Open Data website. The header is red with the 'amsterdam open data' logo and navigation links: Home, Data, Apps, Ideeën, Documenten, Over Open Data, and Over Het Programma. The main content area features a 'Welkom op Amsterdamopendata.nl' message, a small image of a canal, and statistics: 18 Thema's, 208 Onderwerpen, and 665 Datasets. A sidebar on the right titled 'Nieuws & Evenementen' features an article about the 'I amsterdam Museumn8 Hackathon'.

amsterdam open data Home Data Apps Ideeën Documenten Over Open Data Over Het Programma

Amsterdam Open Data
Welkom op Amsterdamopendata.nl, de portal voor Open Data in Amsterdam. Op deze website vind je een catalogus van alle beschikbare Open Data in de regio Amsterdam, een overzicht van apps die op basis van deze data zijn ontwikkeld en heb je de mogelijkheid om je eigen idee in te sturen, te discussiëren over Open Data of meer te weten te komen over het Open Dataprogramma in de gemeente Amsterdam.

Op dit moment in de datacatalogus:

- 18 Thema's
- 208 Onderwerpen
- 665 Datasets

[Bekijk de data](#) - [Meer over Open Data](#) - [Meer over het Open Data Programma](#)

Nieuws & Evenementen

I amsterdam Museumn8 Hackathon
Amsterdam Marketing zoekt talent voor I amsterdam Museumnacht Hackathon. Doe op 7 november 2015 mee aan de 12-uur durende hackathon ter bevordering van spreiding in de stad.

[Zien »](#)

Deel jouw app op deze website!

[Meer lezen »](#)



The screenshot shows the London Datastore website. The header includes 'GREATERLONDONAUTHORITY', 'MAYOR OF LONDON', and 'LONDONASSEMBLY'. The main heading is 'LONDON DATASTORE' with a 'Register an Account' and 'Login' button. A navigation bar contains links: Blog, Data, Topics, Community, Developers, Boroughs, GLA Analysis, and More. The main content area features a large image of the London skyline with the London Eye and a search bar. The footer lists various data categories: TOTAL WORKFORCE, LOST CUSTOMER, RECYCLING, RECORDED CRIME, NET ADDITIONAL, POPULATION OF LONDON, CHILDHOOD OBESITY, INTERNATIONAL VISITORS, and TEAM LONDON.

GREATERLONDONAUTHORITY MAYOR OF LONDON LONDONASSEMBLY

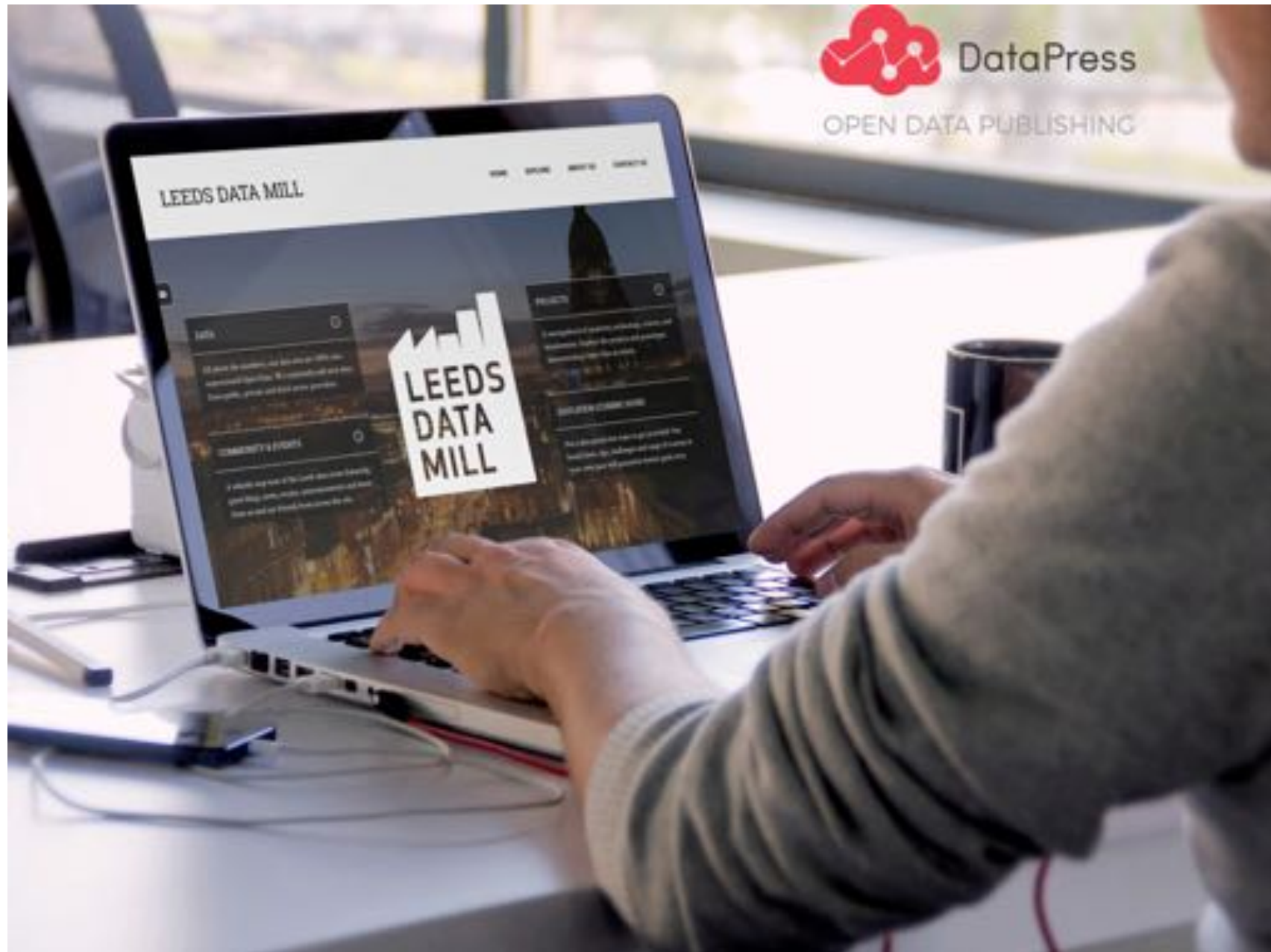
LONDON DATASTORE Register an Account Login

Blog Data Topics Community Developers Boroughs GLA Analysis More

Search all datasets

Latest Updates: 1

TOTAL WORKFORCE LOST CUSTOMER RECYCLING RECORDED CRIME NET ADDITIONAL POPULATION OF LONDON CHILDHOOD OBESITY INTERNATIONAL VISITORS TEAM LONDON



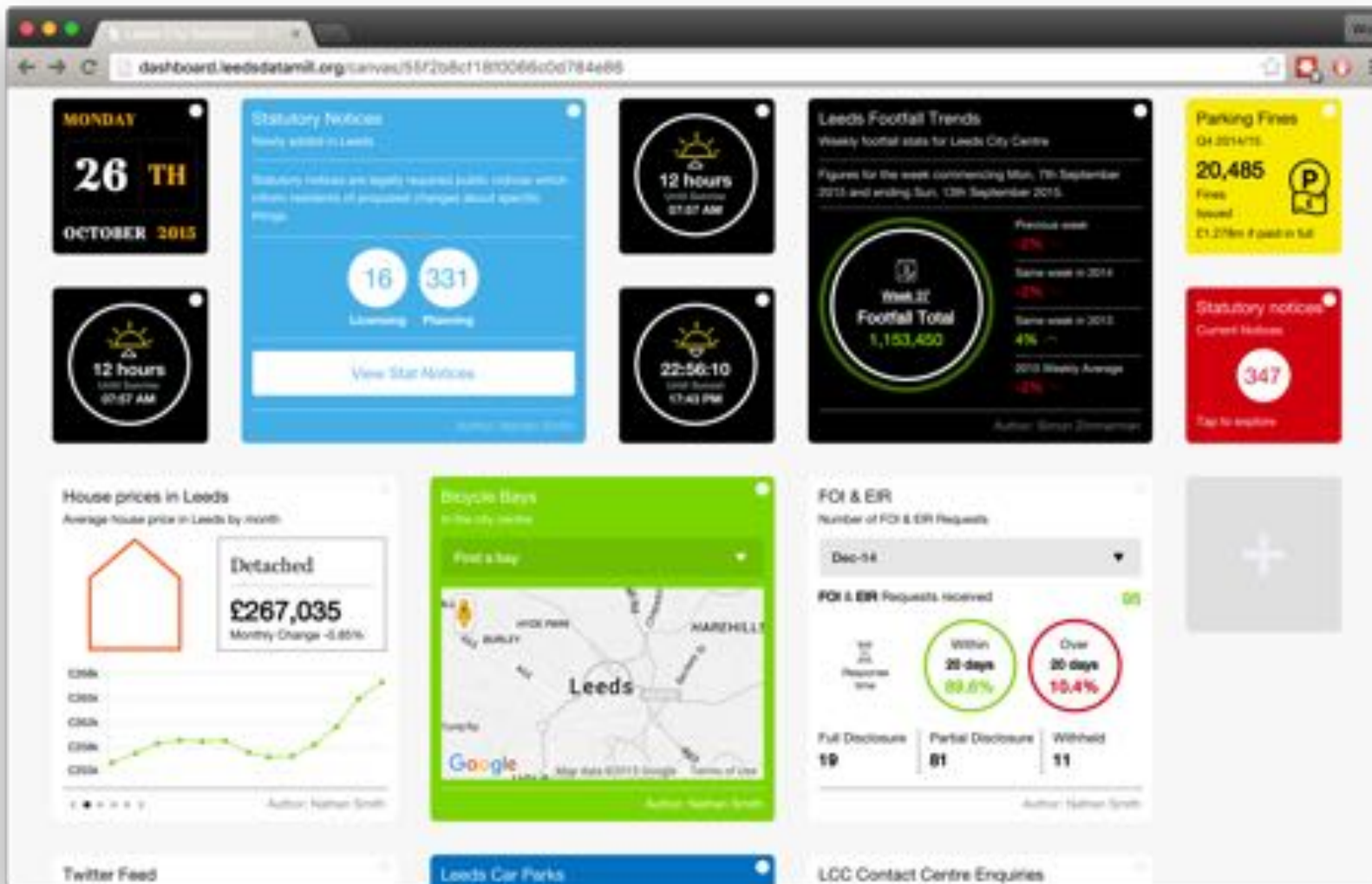
& the User Case. A great Start Up.





Publishers Clean The Data.
Not **Downloaders**.

Citizen Dashboard -Driven by API's - open source







Certify your open data

Show that it's easy to find, use and share

Create a certificate

Browse all certificates

The image shows a large, stylized white 'ODI' logo on the left, surrounded by a fan of colorful, semi-transparent rectangular bars in shades of red, orange, yellow, green, blue, and pink. To the right of the logo, the text 'Certify your open data' is displayed in a large, grey, sans-serif font. Below this, the text 'Show that it's easy to find, use and share' is written in a smaller, grey, sans-serif font. At the bottom right, there are two horizontal buttons: an orange one with the text 'Create a certificate' and a blue one with the text 'Browse all certificates', both in white sans-serif font.

Funding for EU open data SMEs

- Call open until end of August 2016
- Submissions reviewed by external experts every 2 months
- Projects of 6 months
- Online submission

68 submissions in 1st
round, 7 funded
135 submissions in 2nd
round, 11 under
negotiations

**€1.6M
awarded**

€5.5M

**Next cut-
off date:
October
31st**

**3rd
round**

ODI challenge

143 ideas
€560K prizes
5-10x Rol


ODI incubate

>€14M impact
30 startups
185 jobs

ODI accelerate

€5.5M grants
Up to 70 startups
EU-wide reach

ODI Helping businesses with successful, connected programmes





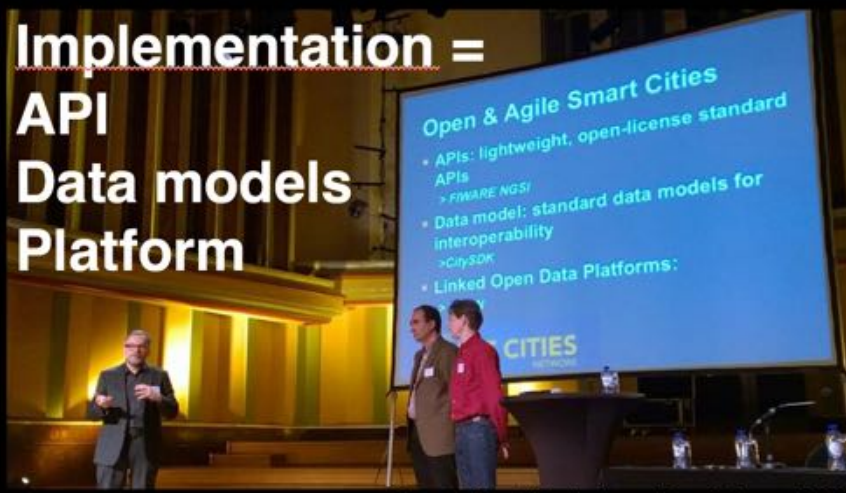
1+3 mechanisms

Implementation =

API

Data models

Platform



OPEN & AGILE SMART CITIES

3rd wave · November 18, 2015

75

cities

15

countries in Europe and beyond

Learnings Open Data



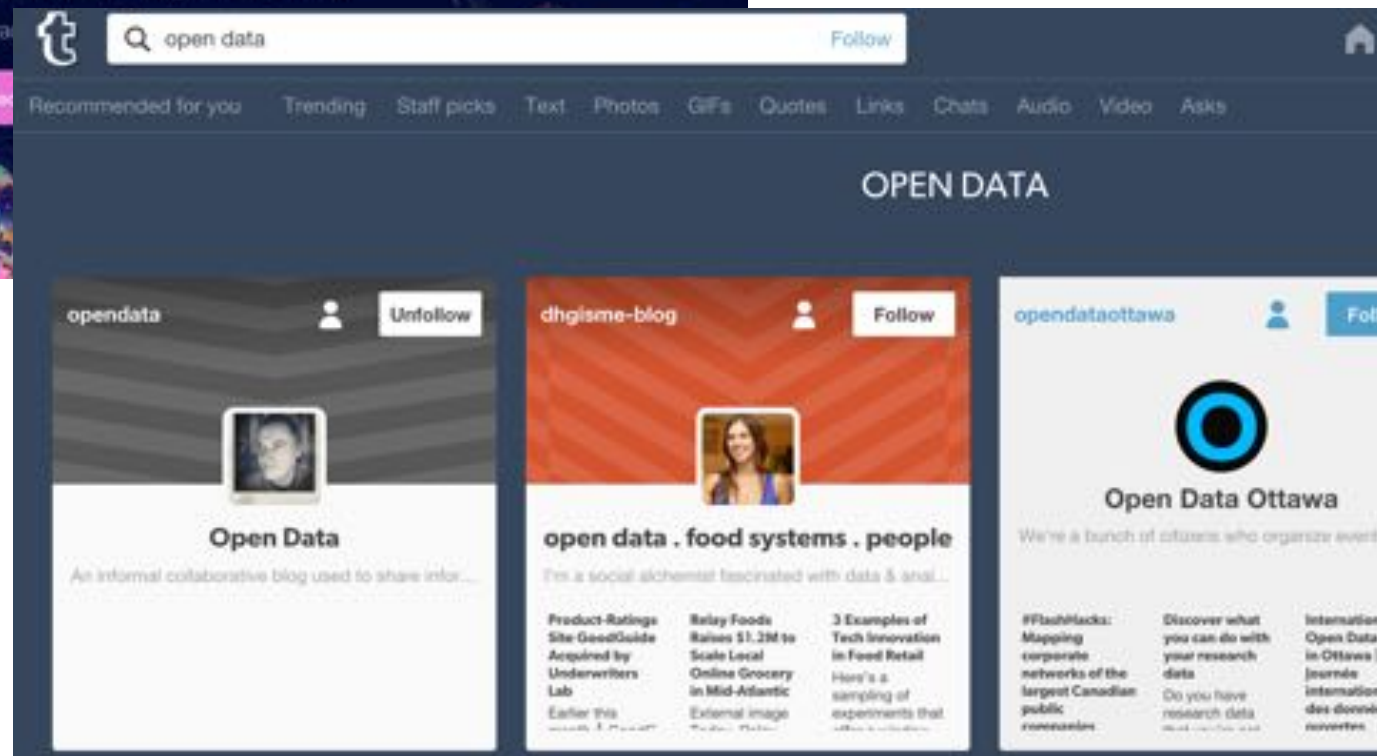
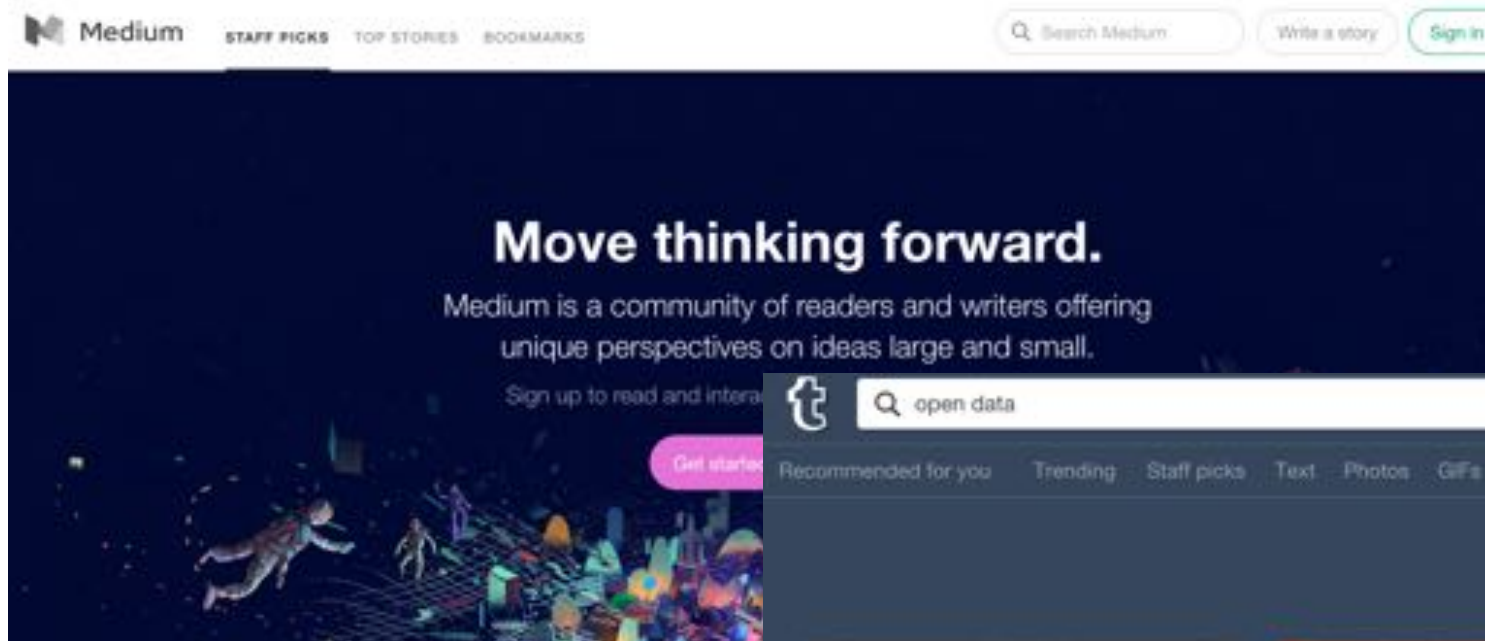
Nesta...

ecosystem orchestrators



Future extension of Data Portals:

- >Dashboards,
- >Data Blogging
- >Community Building between publishers / Instagram/ Facebook
- >User Generated Data
- >Business Intelligence Smart Search Engines on Open Data



Applied Open Data User Case = CityOS.IO - Coding & Start Up Accelerator to solve wicked urban problems with Open Data





GO SMART NOW

CODE

- Frameworks and libraries
- Mobile apps code templates
- Graphs, maps, web templates
- Drivers for connected devices

DATA

- Stream marketplace
- Category filtering
- Geo filtering at city-level
- Data importers and connectors

EVENTS

- Smart city tech conferences
- Workshops and training on software and hardware
- Hackathons to develop city-specific solutions

SUPPORT

- Tutorials, forums, community
- Dev tools and templates
- Smart city apps directory
- Latest news & implementations



**Strong combination of IoT, hardware, coding -
talent empowering, start ups**

will solve focus on urban challenges:

- >such as air pollution**
- >congestion**
- >overcrowded toursim**
- >loosing time in commuting**



What makes Civic Tech happen?

- »» Finding the beyond state of art tech
- »» Tech agnostic Smart City Network (ODI, OASO)
- »» Find early stage funding
- »» Participate in ecosystems

- www.theodi.org
- www.oasc.org
- datapress.com
- civictechamsterdam.com

THANKS

@KatalinG

katalin@civictechamsterdam.com

